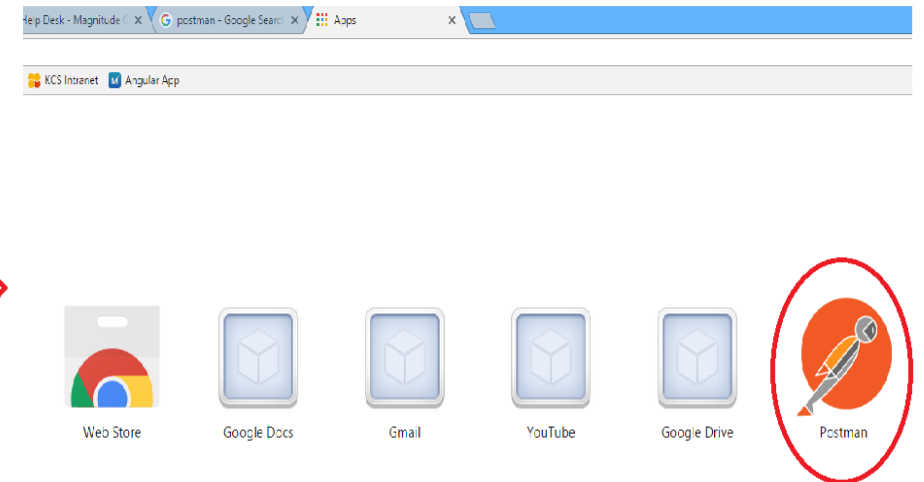
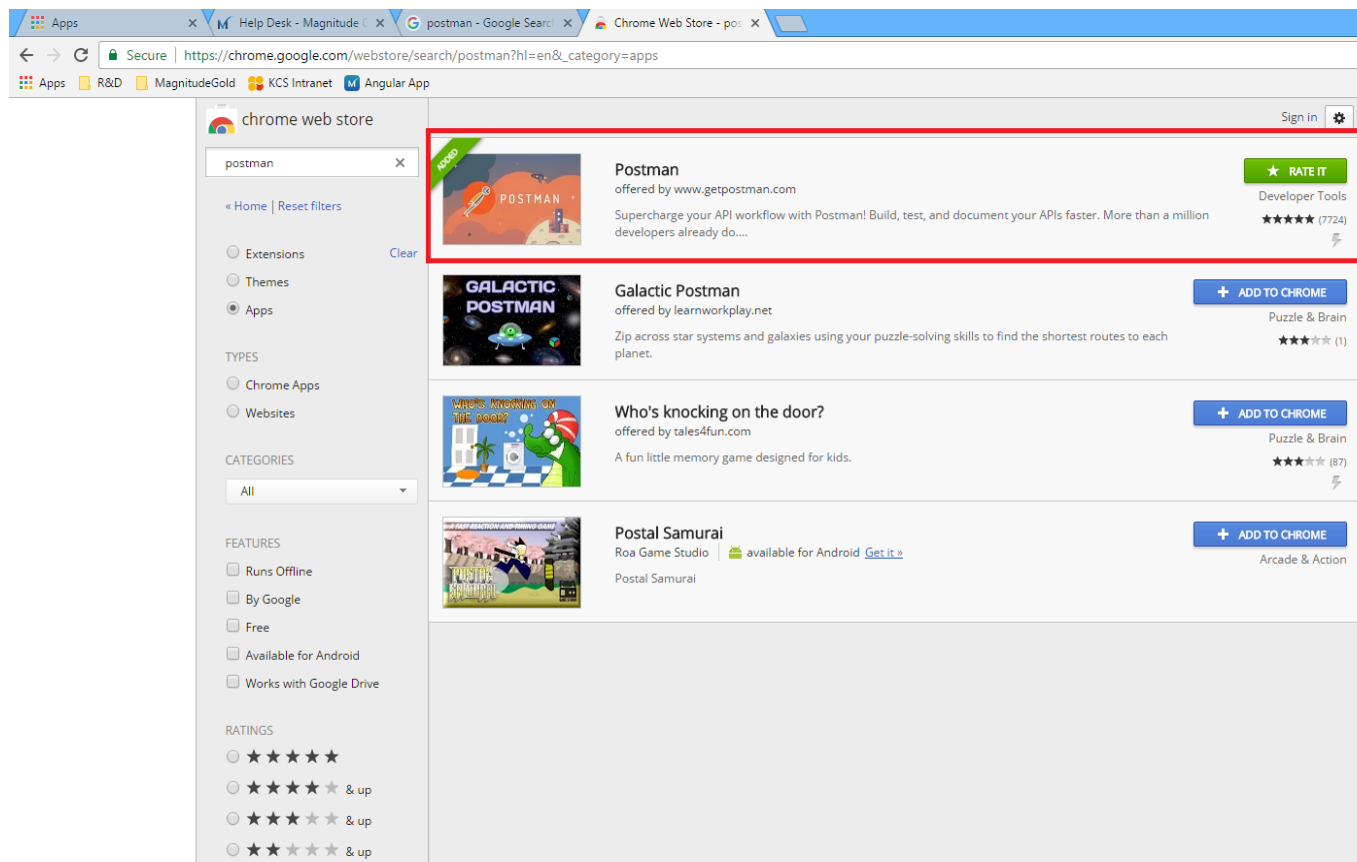


MagnitudeGold API Integration

Pre-Installation steps:

1. Open Chrome Browser--> Settings-->Extensions-->Get More Extensions
2. Add Postman Plugin in Chrome Browser.
3. Open PostMan Icon from Chrome App.
4. Go to Api Help Link : <http://api.magnitudefb.com/>



❖ Get Merchant Key & Security Key(Authorization)

Get those both keys from Magnitude Team.

e.g.

merchantkey => **KYgefJx0fMhBBhZY0M0EAQ==**

securityKey (Authorization) => **MzlyX01lcmIkaWFuXzExLTE3LTlwMTY=**

❖ List of MagnitudeGold API

Master API's

1. <http://api.magnitundefb.com/api/Users/GetUsers>
2. <http://api.magnitundefb.com/api/Activity/GetActivity>
3. <http://api.magnitundefb.com/api/Establishment/GetEstablishment>

Get(PULL) Data From Magnitude API's

1. <http://api.magnitundefb.com/api/Contact/GetContactData>
2. <http://api.magnitundefb.com/api/Capture/GetCaptureData>
3. <http://api.magnitundefb.com/api/Feedback/GetFeedbackData>

Get Form's Structure API's

1. <http://api.magnitundefb.com/api/Contact/GetContact>
2. <http://api.magnitundefb.com/api/Capture/GetCapture>
3. <http://api.magnitundefb.com/api/Feedback/GetFeedback>

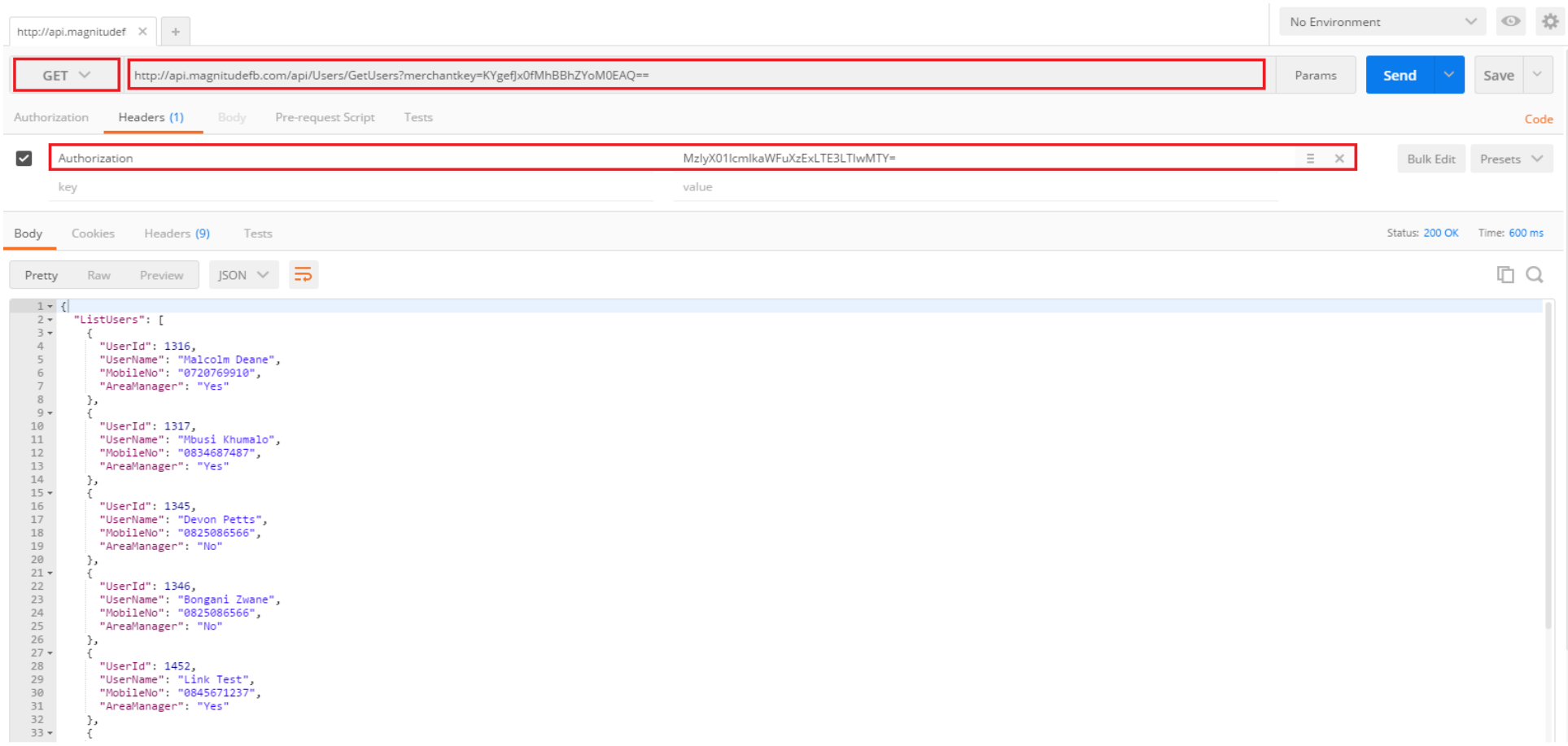
Set(Push) Data into Magnitude API's

1. <http://api.magnitundefb.com/api/Contact/SetContact>
2. <http://api.magnitundefb.com/api/Capture/SetCapture>
3. <http://api.magnitundefb.com/api/Feedback/SetFeedback>

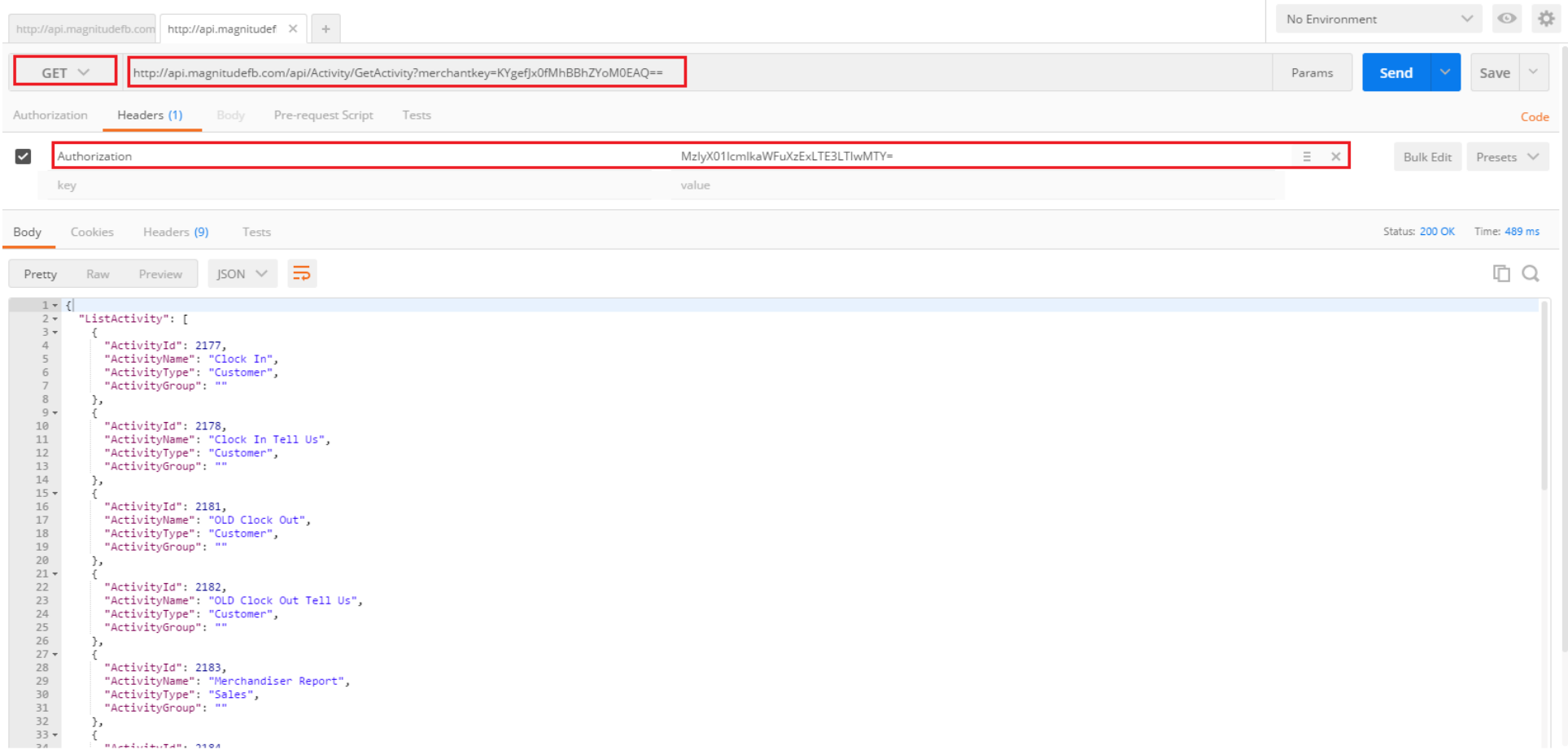
❖ Check API's using Postman Tool

➔ Here Master API's which Listed above for only use Get Data to User list, Activity list & Establishment list. This Data will be use to Set(Push) Data into Magnitude Server.

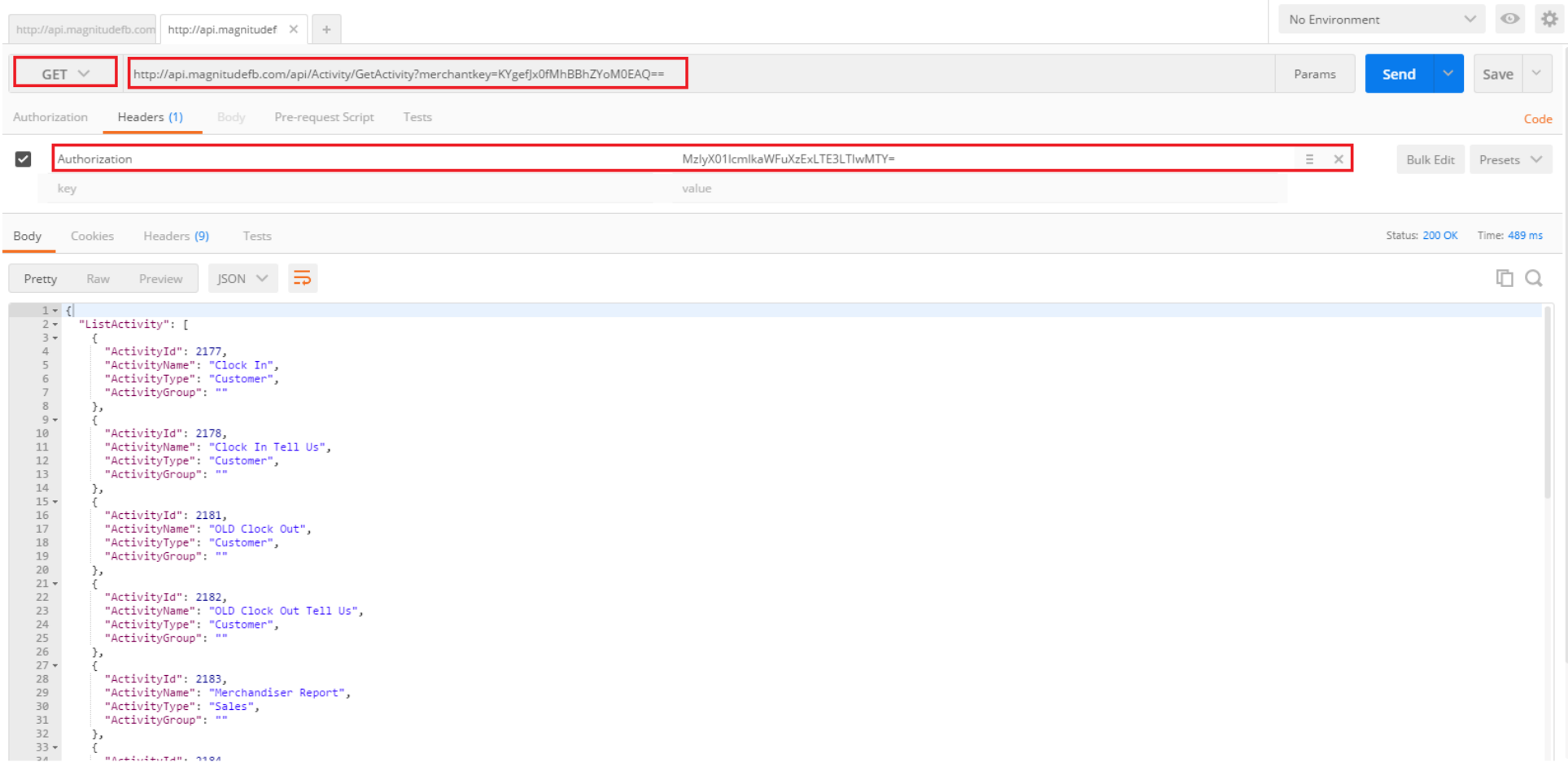
1. Get Application User List

MethodName	api/Users/GetUsers
Method Type	GET
Description	Get all application users which is created by MagnitugeGold Admin.
URL	http://api.magnitufb.com/api/Users/GetUsers
Input Parameter	merchantkey=KYgefJxOfMhBBhZYMoM0EAQ==
Input Parameter Desc	MerchantKey is Unique key created by Magnitude Gold Admin.
Output Paramater	Status : Success/Fail ErrorText : ErrorText Message when status fail ErrorCode : 0 if sucess else other HTTP generated ErrorCode JsonArray : ListUsers (json array)
ScreenShot	 <p>The screenshot displays a REST client interface with the following details:</p> <ul style="list-style-type: none">URL: http://api.magnitufb.com/api/Users/GetUsers?merchantkey=KYgefJxOfMhBBhZYMoM0EAQ==Method: GETAuthorization: MzlyX01lcmIkaWFuXzExLTE3LTlwMTY=Status: 200 OKTime: 600 msResponse Body (JSON):<pre>1 { 2 "ListUsers": [3 { 4 "UserId": 1316, 5 "UserName": "Malcolm Deane", 6 "MobileNo": "0720769910", 7 "AreaManager": "Yes" 8 }, 9 { 10 "UserId": 1317, 11 "UserName": "Mbusi Khumalo", 12 "MobileNo": "0834687487", 13 "AreaManager": "Yes" 14 }, 15 { 16 "UserId": 1345, 17 "UserName": "Devon Petts", 18 "MobileNo": "0825086566", 19 "AreaManager": "No" 20 }, 21 { 22 "UserId": 1346, 23 "UserName": "Bongani Zwane", 24 "MobileNo": "0825086566", 25 "AreaManager": "No" 26 }, 27 { 28 "UserId": 1452, 29 "UserName": "Link Test", 30 "MobileNo": "0845671237", 31 "AreaManager": "Yes" 32 }, 33] 34 }</pre>

2. Get Activity List

MethodName	api/Activity/GetActivity
Method Type	GET
Description	Get all activity list created by magnitudeGold Admin
URL	http://api.magnitudefb.com/api/Activity/GetActivity
Input Parameter	merchantkey
Input Parameter Desc	MerchantKey is Unique key created by MagnitudeGoldAdmin
Output Paramater	Status : Success/Fail ErrorText : ErrorText Message when status fail ErrorCode : 0 if sucess else other HTTP generated ErrorCode JsonArray : ListActivities(json array)
ScreenShot	 <p>The screenshot shows a REST client interface with the following details:</p> <ul style="list-style-type: none">Method: GETURL: http://api.magnitudefb.com/api/Activity/GetActivity?merchantkey=KYgefjx0fMhBBhZY0M0EAQ==Authorization: MzlyX01lcmkkaWFuXzExLTE3LTlwMTY=Status: 200 OKTime: 489 msResponse Body (JSON):<pre>1 { 2 "ListActivity": [3 { 4 "ActivityId": 2177, 5 "ActivityName": "Clock In", 6 "ActivityType": "Customer", 7 "ActivityGroup": "" 8 }, 9 { 10 "ActivityId": 2178, 11 "ActivityName": "Clock In Tell Us", 12 "ActivityType": "Customer", 13 "ActivityGroup": "" 14 }, 15 { 16 "ActivityId": 2181, 17 "ActivityName": "OLD Clock Out", 18 "ActivityType": "Customer", 19 "ActivityGroup": "" 20 }, 21 { 22 "ActivityId": 2182, 23 "ActivityName": "OLD Clock Out Tell Us", 24 "ActivityType": "Customer", 25 "ActivityGroup": "" 26 }, 27 { 28 "ActivityId": 2183, 29 "ActivityName": "Merchandiser Report", 30 "ActivityType": "Sales", 31 "ActivityGroup": "" 32 }, 33 { 34 "ActivityId": 2184</pre>

3. Get Establishment List

MethodName	api/Establishment/GetEstablishment
Method Type	GET
Description	Get all establishment for each activity created by magnitudeGold Admin
URL	http://api.magnitudefb.com/api/Establishment/GetEstablishment
Input Parameter	merchantkey
Input Parameter Desc	MerchantKey is Unique key created by MagnitudeGoldAdmin
Output Paramater	Status : Success/Fail ErrorText : ErrorText Message when status fail ErrorCode : 0 if sucess else other HTTP generated ErrorCode JsonArray : ListEstablishment (json array)
ScreenShot	 <p>The screenshot displays a REST client interface with the following details:</p> <ul style="list-style-type: none">Request Method: GETRequest URL: http://api.magnitudefb.com/api/Activity/GetActivity?merchantkey=KYgefjx0fMhBBhZY0M0EAQ==Headers: Authorization: MzlyX01lcmkkaWFuXzExLTE3LTlwMTY=Response Status: 200 OK, Time: 489 msResponse Body (JSON):<pre>1 { 2 "ListActivity": [3 { 4 "ActivityId": 2177, 5 "ActivityName": "Clock In", 6 "ActivityType": "Customer", 7 "ActivityGroup": "" 8 }, 9 { 10 "ActivityId": 2178, 11 "ActivityName": "Clock In Tell Us", 12 "ActivityType": "Customer", 13 "ActivityGroup": "" 14 }, 15 { 16 "ActivityId": 2181, 17 "ActivityName": "OLD Clock Out", 18 "ActivityType": "Customer", 19 "ActivityGroup": "" 20 }, 21 { 22 "ActivityId": 2182, 23 "ActivityName": "OLD Clock Out Tell Us", 24 "ActivityType": "Customer", 25 "ActivityGroup": "" 26 }, 27 { 28 "ActivityId": 2183, 29 "ActivityName": "Merchandiser Report", 30 "ActivityType": "Sales", 31 "ActivityGroup": "" 32 }, 33 { 34 "ActivityId": 2184</pre>

4. Get(PULL) Contact Form Data From Magnitude Server.

MethodName	api/Contact/GetContactData
Method Type	GET
Description	Get All Contact Form Data From Mangnitude Server.
URL	http://api.magnitudefb.com/api/Contact/GetContactData
Input Parameter	merchantkey={merchantkey}&fromDate={fromDate}&toDate={toDate}
Input Parameter Desc	<ol style="list-style-type: none"> 1. MerchantKey is Unique key created by MagnitudeGoldAdmin 2. FromDate is get data form this Specific Date (30-Jan-2017)(DD-MMM-YYYY) 3. ToDate is get data to this Specific Date (31-Jan-2017)(DD-MMM-YYYY)
Output Paramater	Status : Success/Fail ErrorText : ErrorText Message when status fail ErrorCode: 0 if succes else other HTTP generated ErrorCode JsonArray: ContactData (json array)

ScreenShot

The screenshot displays a REST client interface with the following details:

- Request Method:** GET
- URL:** `http://api.magnitudefb.com/api/Contact/GetContactData?merchantkey=MsSAfjtcGYtdTHviaEq5w==&fromDate=30-Jan-2017&toDate=31-Jan-2017`
- Parameters:**
 - merchantkey: MsSAfjtcGYtdTHviaEq5w==
 - fromDate: 30-Jan-2017
 - toDate: 31-Jan-2017
- Authorization:** Bearer token: `NzBfQ0FSiFNfUIZjQ0UgQ0IUWV8wMS0xNS0yMDE2`
- Response:** Status: 200 OK, Time: 1634 ms. The response body is a JSON array of contact form data.

```

1 {
2   "ContactData": [
3     {
4       "ContactId": 80,
5       "GroupId": 70,
6       "ContactFormTitle": "CAR SERVICE CITY DATABASE",
7       "Remarks": "",
8       "CreatedBy": "Rustenburg Car Service City",
9       "CreatedDate": "2017-01-30 04:39:47",
10      "AnswerMasterId": 31316,
11      "QuestionsAnswer": [
12        {
13          "AnswerMasterId": 31316,
14          "QuestionId": 555,
15          "QuestionType": "Textbox",
16          "Question": "Name",
17          "Answer": "GODFREY MPH0"
18        },
19        {
20          "AnswerMasterId": 31316,
21          "QuestionId": 556,
22          "QuestionType": "Textbox",
23          "Question": "Surname",
24          "Answer": "KOBILE"

```

5. Get(PULL) Capture Form (Sales Type) Data From Magnitude Server.

MethodName	api/Capture/GetCaptureData
Method Type	GET
Description	Get All Contact Form Data From Mangnitude Server.
URL	http://api.magnitudefb.com/api/Capture/GetCaptureData
Input Parameter	merchantkey={merchantkey}&fromDate={fromDate}&toDate={toDate}
Input Parameter Desc	<ol style="list-style-type: none"> 1. MerchantKey is Unique key created by MagnitudeGoldAdmin 2. FromDate is get data form this Specific Date (30-Jan-2017)(DD-MMM-YYYY) 3. ToDate is get data to this Specific Date (31-Jan-2017)(DD-MMM-YYYY)
Output Paramater	Status : Success/Fail ErrorText : ErrorText Message when status fail ErrorCode: 0 if suceess else other HTTP generated ErrorCode JsonArray: CaptureData (json array)
ScreenShot	<p>The screenshot displays a REST client interface with the following details:</p> <ul style="list-style-type: none"> Method: GET URL: <code>http://api.magnitudefb.com/api/Capture/GetCaptureData?merchantkey=MsSAAtjtccGYtdTHviaEq5w==&fromDate=30-Jan-2017&toDate=31-Jan-2017</code> Params: <ul style="list-style-type: none"> merchantkey: MsSAAtjtccGYtdTHviaEq5w== fromDate: 30-Jan-2017 toDate: 31-Jan-2017 Authorization: Bearer NzBfQ0FSIFNFUIZJQ0UgQ0IUWV8wMS0xNS0yMDE2 Body (JSON): <pre> 1 { 2 "CaptureData": [3 { 4 "EstablishmentId": 11351, 5 "EstablishmentName": "Wynberg", 6 "CaptureId": 157, 7 "CaptureFormTitle": "CSC AUTOPLAN CX", 8 "AppUser": "Wynberg Car Service City", 9 "OutStanding": false, 10 "ReadBy": "Wynberg Car Service City", 11 "Latitude": "0.00", 12 "Longitude": "0.00", 13 "TimeOffset": 120, 14 "Positive": "Positive", 15 "EI": 0, 16 "Resolved": "Resolved", 17 "Transferred": false, 18 "Actioned": false, 19 "SenderCellNo": "0786161171", 20 "SubmittedForGroup": false, 21 "PI": 0, 22 "Narration": "Auto Resolved [EscalationValue = 90]", 23 "Recursion": false, 24 "EscalationSendDate": "" </pre>

6. Get(PULL) Feedback Form Data (Customer Type) From Magnitude Server.

MethodName	api/Feedback/GetFeedbackData
Method Type	GET
Description	Get All Feedback Form Data From Mangnitude Server.
URL	http://api.magnitudefb.com/api/Feedback/GetFeedbackData
Input Parameter	merchantkey={merchantkey}&fromDate={fromDate}&toDate={toDate}
Input Parameter Desc	<ol style="list-style-type: none"> 1. MerchantKey is Unique key created by MagnitudeGoldAdmin 2. FromDate is get data form this Specific Date (30-Jan-2017)(DD-MMM-YYYY) 3. ToDate is get data to this Specific Date (31-Jan-2017)(DD-MMM-YYYY)
Output Paramater	Status : Success/Fail ErrorText : ErrorText Message when status fail ErrorCode: 0 if sccess else other HTTP generated ErrorCode JsonArray: ContactFormData (json array)

ScreenShot

The screenshot shows a REST client interface with the following details:

- Request Method:** GET
- URL:** http://api.magnitudefb.com/api/Feedback/GetFeedbackData?merchantkey=MsSAtfjtcGYtdTHviaEq5w==&fromDate=30-Jan-2017&toDate=31-Jan-2017
- Parameters:**
 - merchantkey: MsSAtfjtcGYtdTHviaEq5w==
 - fromDate: 30-Jan-2017
 - toDate: 31-Jan-2017
- Authorization:** NzbFQ0FSiFNfUIzJQ0UgQ0IUwV8wMS0xNS0yMDE2
- Status:** 200 OK, Time: 1634 ms
- Response Body (JSON):**

```

1 {
2   "FeedbackData": [
3     {
4       "EstablishmentId": 11320,
5       "EstablishmentName": "PTA CBD Vermeulen ",
6       "FeedbackId": 236,
7       "FeedbackFormTitle": "CSC AUTOPLAN CX",
8       "AppUser": "PTA CBD Vermeulen Car Service City",
9       "OutStanding": true,
10      "ReadBy": "PTA CBD Vermeulen Car Service City",
11      "Latitude": "0.00",
12      "Longitude": "0.00",
13      "TimeOffSet": 120,
14      "Positive": "Negative",
15      "EI": 0,
16      "Resolved": "Unresolved",
17      "Transferred": false,
18      "Actioned": false,
19      "SenderCellNo": "",
20      "SubmittedForGroup": false,
21      "PI": 0,
22      "Narration": "",
23      "Recursion": false,
24      "EscalationSendDate": "2017-01-30 10:31:20",

```

A red box highlights the parameters section, and a red arrow points to the 'Params' button with the text 'Click to Show Input Parameters'.

7. Set(PUSH) Contact Form Data into Magnitude Server.

→ Following Steps to Set(Push) **Contact Form Data** Insert into Mangnitude Server.

Step 1.

→ Get Json Format for Conact Form See bellow screen shot.

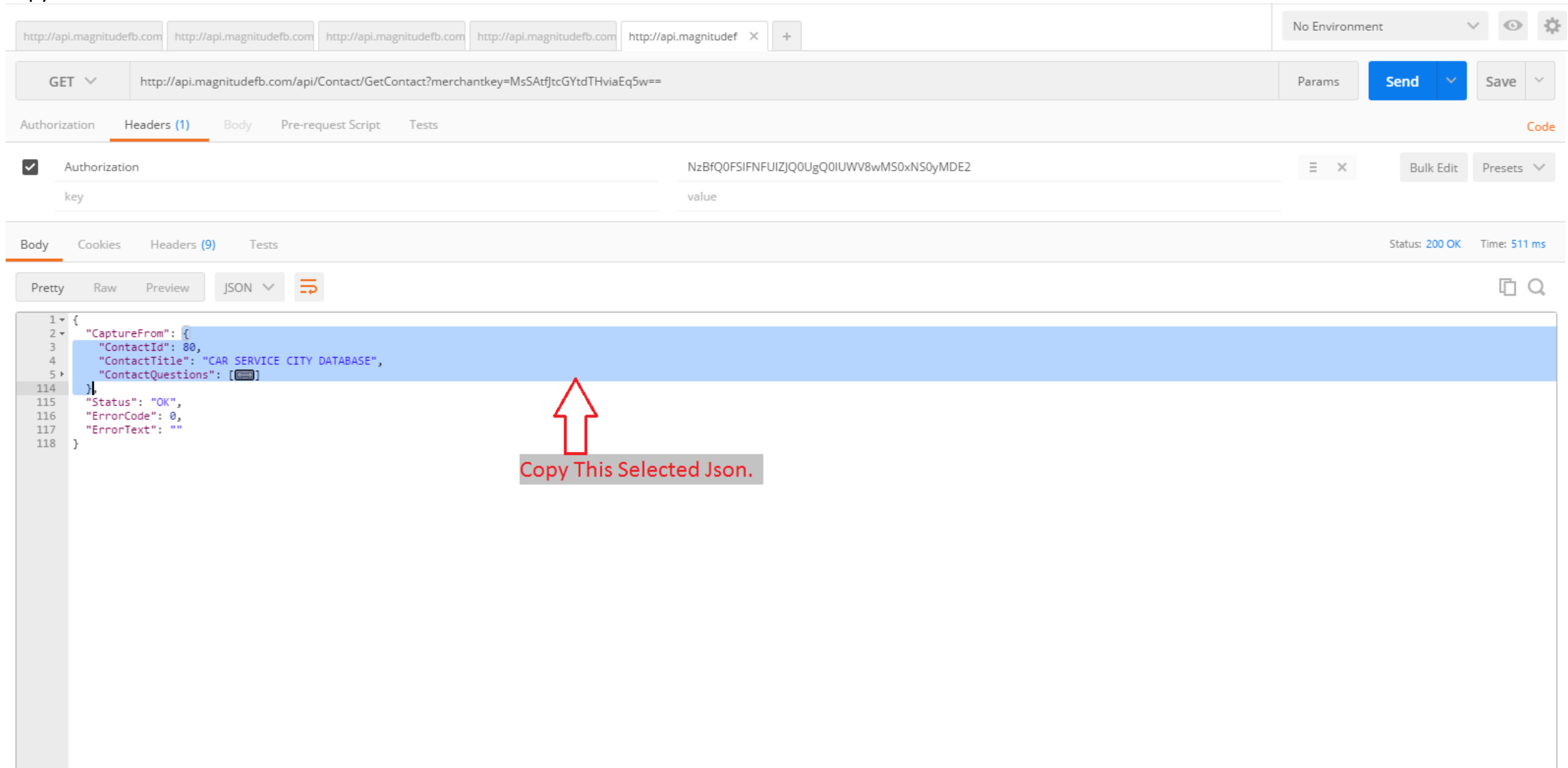
The screenshot displays a REST client interface with the following details:

- Request:** Method: GET, URL: `http://api.magnitudefb.com/api/Contact/GetContact?merchantkey=MsSAtfjtcGYtdTHviaEq5w==`
- Headers:** Authorization: `NzBfQ0FSIFNFUIZJQ0UgQ0IUWV8wMS0xNS0yMDE2`
- Response:** Status: 200 OK, Time: 511 ms
- JSON Response:**

```
1 {
2   "CaptureFrom": {
3     "ContactId": 80,
4     "ContactTitle": "CAR SERVICE CITY DATABASE",
5     "ContactQuestions": [
6       {
7         "QuestionId": 555,
8         "QuestionTypeId": 4,
9         "QuestionTitle": "Name",
10        "QuestionsOptions": [],
11        "Required": false,
12        "Answer": ""
13      },
14      {
15        "QuestionId": 556,
16        "QuestionTypeId": 4,
17        "QuestionTitle": "Surname",
18        "QuestionsOptions": [],
19        "Required": false,
20        "Answer": ""
21      },
22      {
23        "QuestionId": 557,
24        "QuestionTypeId": 11,
25        "QuestionTitle": "Cell",
26        "QuestionsOptions": [],
27        "Required": false,
28        "Answer": ""
29      },
30      {
31        "QuestionId": 1584,
32        "QuestionTypeId": 24,
33        "QuestionTitle": "Alternate Number"
34      }
35    ]
36  }
37 }
```

Step 2.

→ Copy Json Which Show in Screen shot.



The screenshot displays a REST client interface with the following details:

- URL:** `http://api.magnitundefb.com/api/Contact/GetContact?merchantkey=MsSAtfjtcGYtdTHviaEq5w==`
- Method:** GET
- Authorization:** Enabled with the key `NzBfQ0FSIFNFUIZJQ0UgQ0IUWV8wMS0xNS0yMDE2`
- Status:** 200 OK, Time: 511 ms
- Response Format:** JSON
- Selected JSON:** Lines 2-5 of the response are highlighted in blue.

```
1 {
2   "CaptureFrom": {
3     "ContactId": 80,
4     "ContactTitle": "CAR SERVICE CITY DATABASE",
5     "ContactQuestions": [ ]
114  },
115  "Status": "OK",
116  "ErrorCode": 0,
117  "ErrorText": ""
118 }
```

A red arrow points to the selected JSON block, with a grey box containing the text **Copy This Selected Json.**

Step 3.

→ Now Open this Link <http://www.jsoneditoronline.org/> and Paste above Json Data into **square brackets []** in Left side Panel in Web Site.

```
1 [
2 {
3   "ContactId": 80,
4   "ContactTitle": "CAR SERVICE CITY DATABASE",
5   "ContactQuestions": [ ]
114 }
115 ]
```



```
array [1]
  0 {3}
    ContactId : 80
    ContactTitle : CAR SERVICE CITY DATABASE
    ContactQuestions [7]
      0 {6}
        QuestionId : 555
        QuestionTypeId : 4
        QuestionTitle : Name
        QuestionsOptions [0]
        Required :  false
        Answer : Sunil
      1 {6}
        QuestionId : 556
        QuestionTypeId : 4
        QuestionTitle : Surname
        QuestionsOptions [0]
        Required :  false
        Answer : Vaghasiya
      2 {6}
      3 {6}
      4 {6}
      5 {6}
      6 {6}
```

Put Your Answer Value
Put all Questions
answer value like this.

Step 4.

→ After put all Questions answer value Click left side indicated arrow and copy all json data.

The image shows the JSON Editor Online interface with two panes. The left pane displays the raw JSON data, and the right pane displays a tree view of the same data. A red box highlights a left-pointing arrow in the center between the panes, indicating the action to copy the JSON data.

```
1 {
2   "ContactId": 80,
3   "ContactTitle": "CAR SERVICE CITY DATABASE",
4   "ContactQuestions": [
5     {
6       "QuestionId": 555,
7       "QuestionTypeId": 4,
8       "QuestionTitle": "Name",
9       "QuestionsOptions": [],
10      "Required": false,
11      "Answer": "Sunil"
12    },
13    {
14      "QuestionId": 556,
15      "QuestionTypeId": 4,
16      "QuestionTitle": "Surname",
17      "QuestionsOptions": [],
18      "Required": false,
19      "Answer": "Vaghasiya"
20    },
21    {
22      "QuestionId": 557,
23      "QuestionTypeId": 11,
24      "QuestionTitle": "Cell",
25      "QuestionsOptions": [],
26      "Required": false,
27      "Answer": "8989898989"
28    },
29    {
30      "QuestionId": 1584,
31      "QuestionTypeId": 24,
32      "QuestionTitle": "Alternate Number",
33      "QuestionsOptions": [],
34      "Required": false,
35      "Answer": "423423443"
36    },
37    {
38      "QuestionId": 558,
39      "QuestionTypeId": 10,
40
```

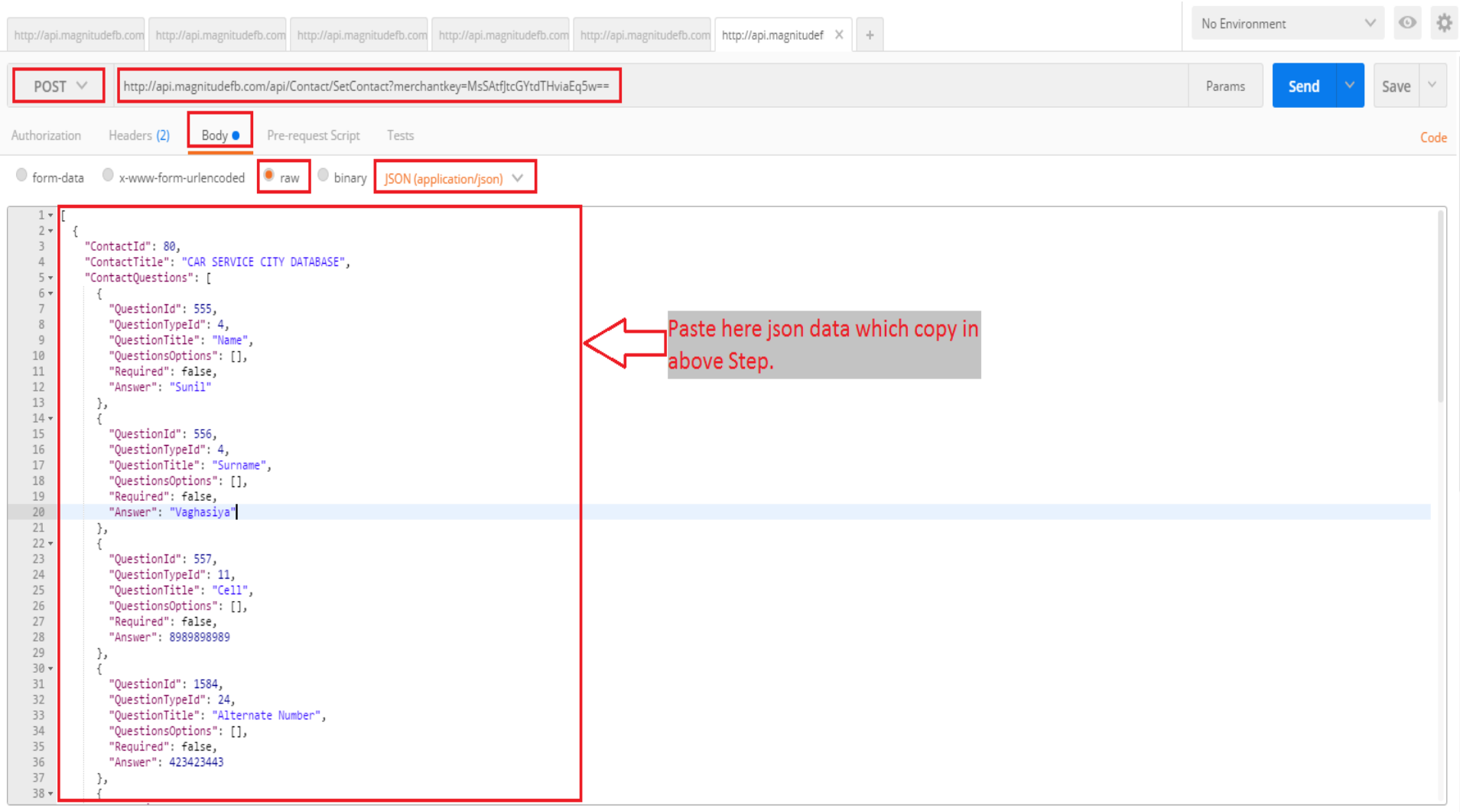
The tree view on the right shows the following structure:

- OptionId : 184
- OptionName : Male
- OptionValue : Male
- Answer : value
- ▶ 1 {5}
- Required : false
- Answer : Male
- ▼ 6 {6}
- QuestionId : 705
- QuestionTypeId : 21
- QuestionTitle : Ethnic Group
- ▼ QuestionsOptions [5]
- ▼ 0 {5}
- QuestionId : 705
- OptionId : 186
- OptionName : Black
- OptionValue : Black
- Answer : value
- ▶ 1 {5}
- ▶ 2 {5}
- ▶ 3 {5}
- ▶ 4 {5}
- Required : false
- Answer : Black

Step 5.

MethodName	api/Contact/SetContact
Method Type	POST
Description	Set or Pusf Conatct Form Data into Mangnitude Server.
URL	http://api.magnitufb.com/api/Contact/SetContact
Input Parameter	merchantkey={merchantkey} JSON Array=
Input Parameter Desc	<ol style="list-style-type: none">1. MerchantKey is Unique key created by MagnitudeGoldAdmin2. JSON Array is get Json data form this Specific Conatct Form.
Output Paramater	Status : Success/Fail ErrorText : ErrorText Message when status fail ErrorCode: 0 if suceess else other HTTP generated ErrorCode

ScreenShot



The screenshot shows a REST client interface with the following details:

- Method: POST
- URL: `http://api.magnitufb.com/api/Contact/SetContact?merchantkey=MsSAAtfjtcGYtdTHviaEq5w==`
- Body Type: raw (JSON (application/json))
- Body Content (highlighted in red):

```
1 [
2 {
3   "ContactId": 80,
4   "ContactTitle": "CAR SERVICE CITY DATABASE",
5   "ContactQuestions": [
6     {
7       "QuestionId": 555,
8       "QuestionTypeId": 4,
9       "QuestionTitle": "Name",
10      "QuestionsOptions": [],
11      "Required": false,
12      "Answer": "Sunil"
13     },
14     {
15       "QuestionId": 556,
16       "QuestionTypeId": 4,
17       "QuestionTitle": "Surname",
18       "QuestionsOptions": [],
19       "Required": false,
20       "Answer": "Vaghasiya"
21     },
22     {
23       "QuestionId": 557,
24       "QuestionTypeId": 11,
25       "QuestionTitle": "Cell",
26       "QuestionsOptions": [],
27       "Required": false,
28       "Answer": "8989898989"
29     },
30     {
31       "QuestionId": 1584,
32       "QuestionTypeId": 24,
33       "QuestionTitle": "Alternate Number",
34       "QuestionsOptions": [],
35       "Required": false,
36       "Answer": "423423443"
37     },
38   ]
}
```

Paste here json data which copy in above Step.

